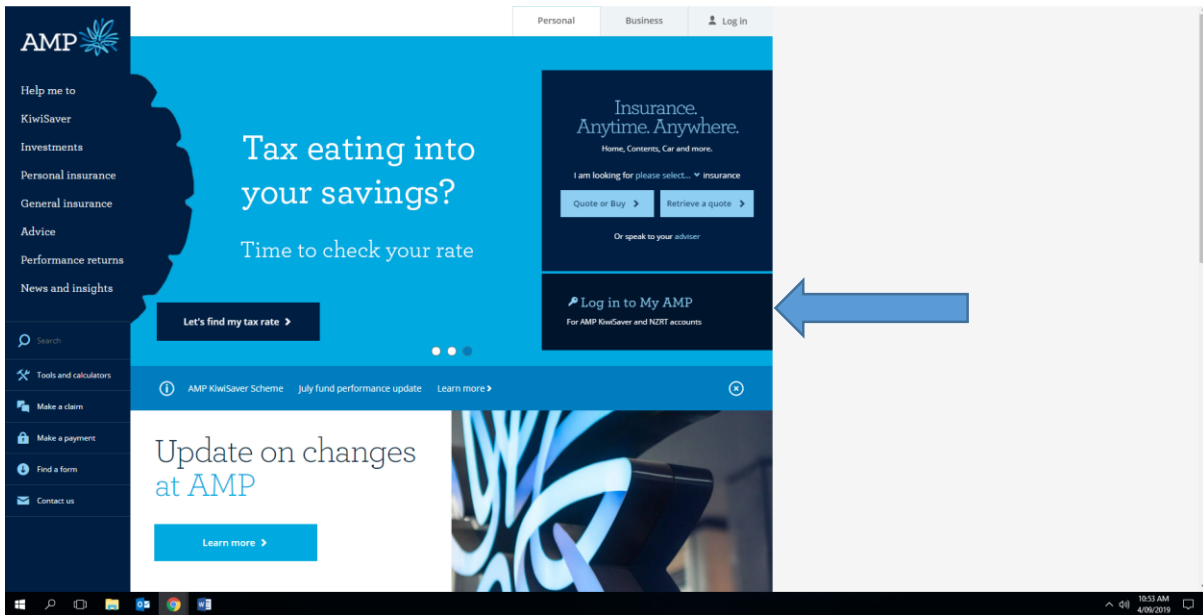


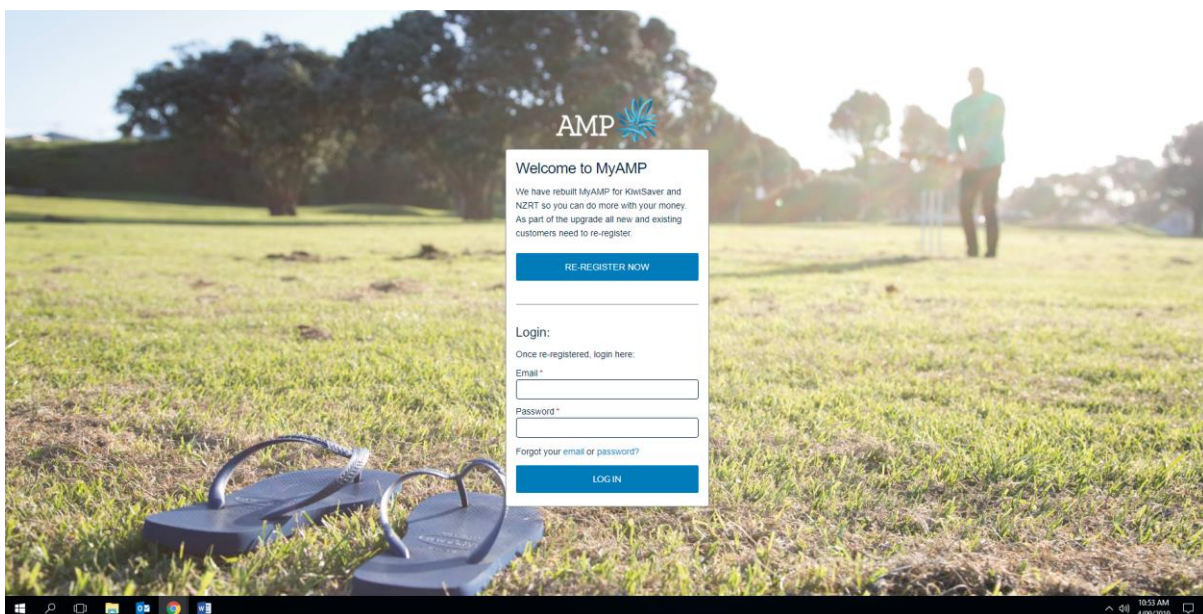
How to change your AMP KiwiSaver or AMP NZRT investment mix on MYAMP

1. Go to the AMP website and click “Log in to My AMP”



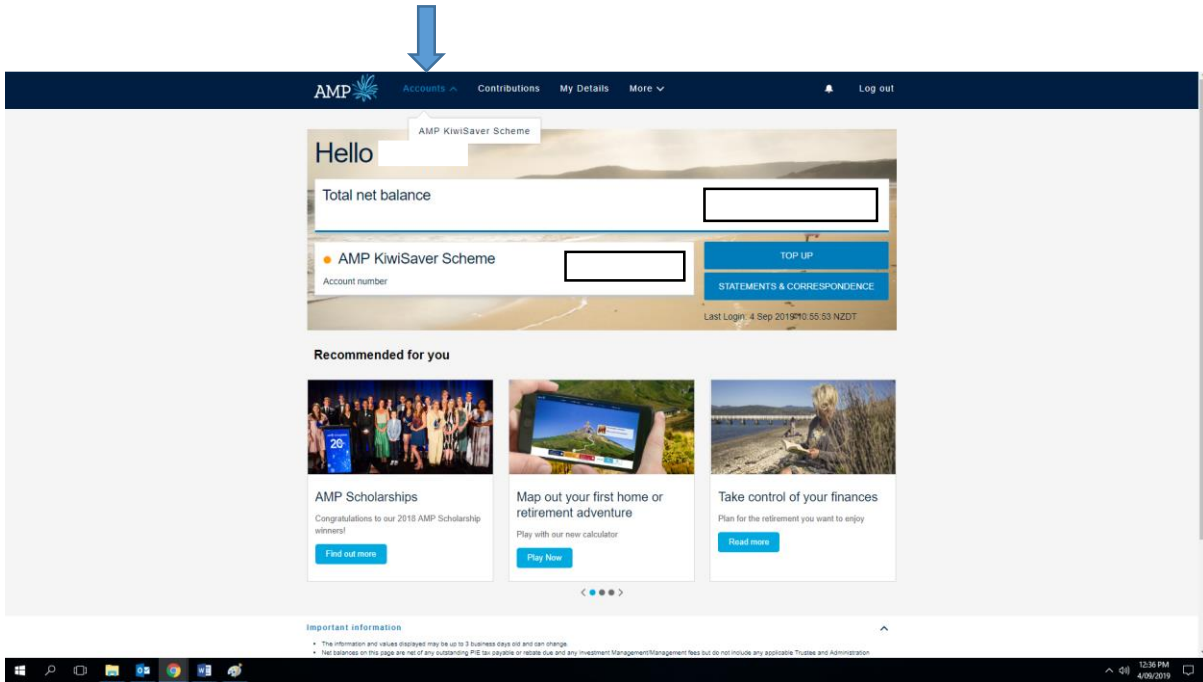
2. If you haven't logged in since AMP updated their site: click “Re-Register Now” then enter your information.

If you have logged into the new site before: Enter your Email and Password



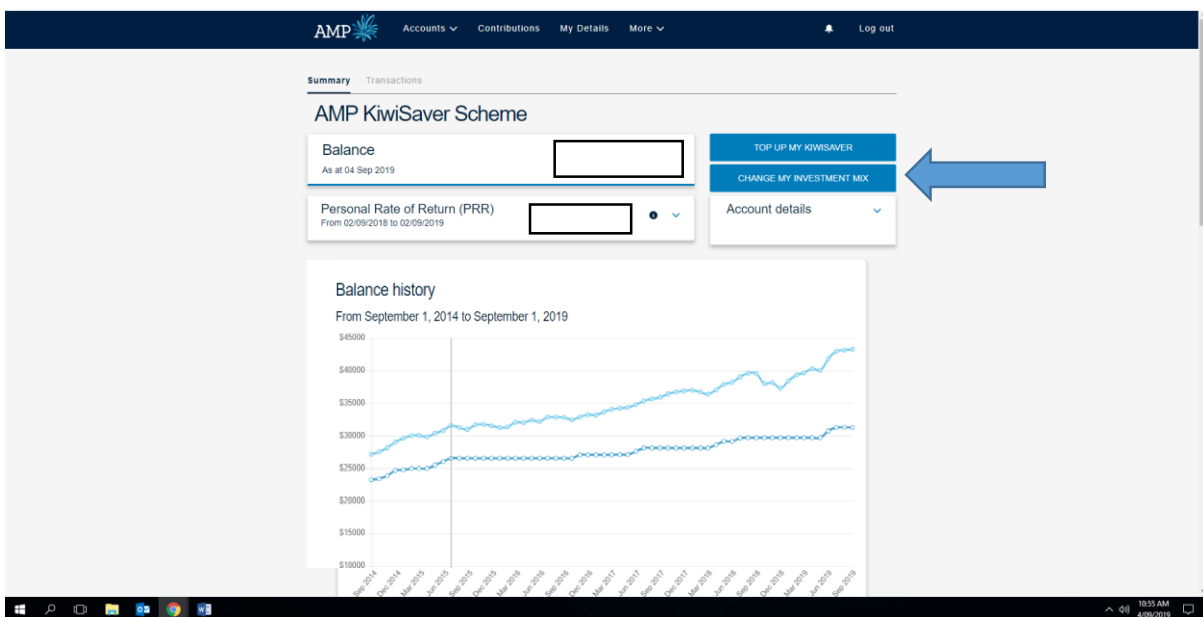
- Once logged in you will be taken to the AMP Summary Page. This shows you all the policies under your name.

To change your investment mix: Click Accounts and select the policy you wish to update. This example will use KiwiSaver.



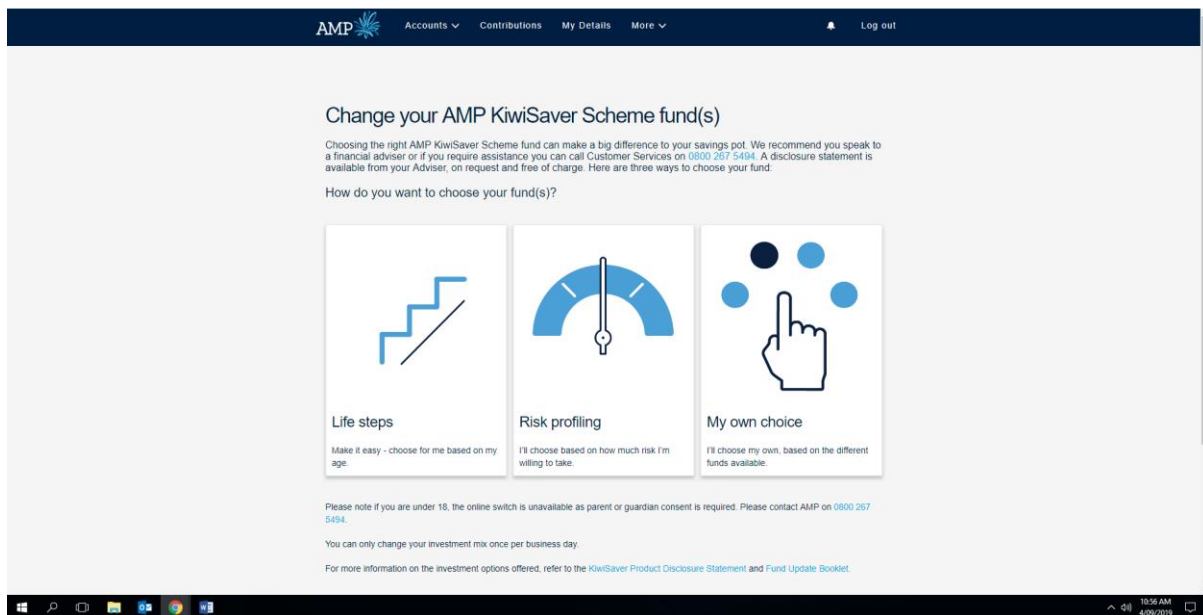
- This page shows your current investment mix. Under Balance History is a graph showing your investment progress through the years.

To change your investment mix click "Change my Investment Mix".



5. On this page you have three options to change your investment mix. Life Steps will choose a fund based on your age. Risk Profiling lets you see who each fund is suitable for and lets you decide which one you want to invest in. My Own Choice lets you create your own investment mix from the funds available. Ask your financial adviser if you have any questions.

If under 18, you won't be able to change your investment mix as parent or legal Guardian consent is required.

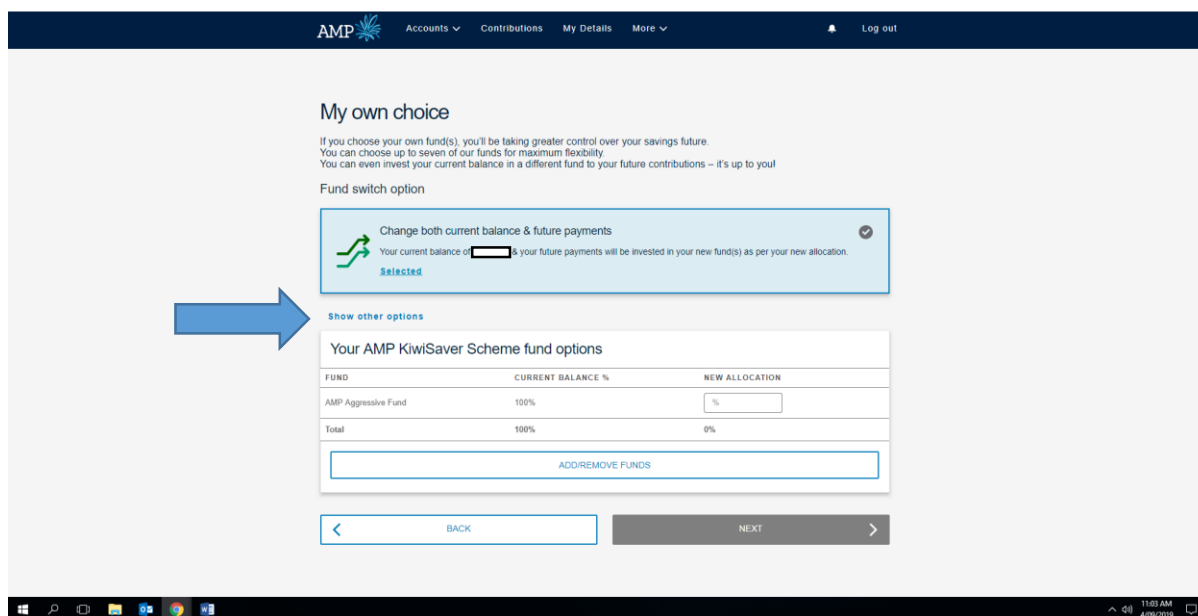


The screenshot shows the AMP website interface for changing KiwiSaver Scheme funds. The header includes the AMP logo and navigation links: Accounts, Contributions, My Details, More, and Log out. The main heading is "Change your AMP KiwiSaver Scheme fund(s)". Below this, a paragraph explains that choosing the right fund can make a difference and provides contact information for customer services. The question "How do you want to choose your fund(s)?" is followed by three options:

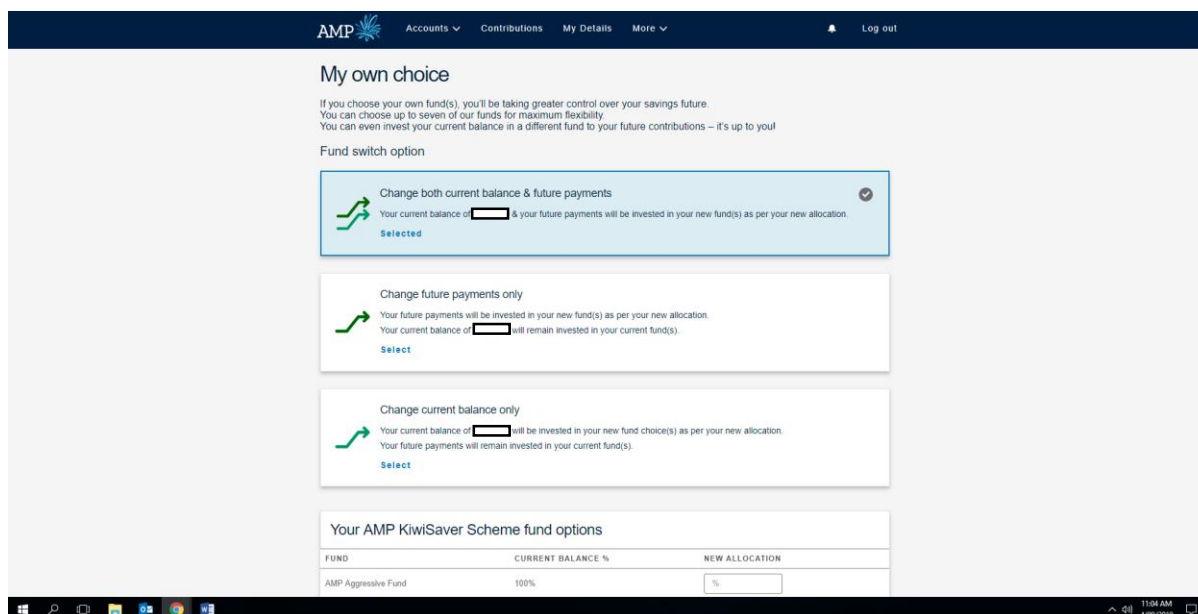
- Life steps**: Represented by a staircase icon. Description: "Make it easy - choose for me based on my age."
- Risk profiling**: Represented by a gauge icon. Description: "I'll choose based on how much risk I'm willing to take."
- My own choice**: Represented by a hand pointing to a selection of dots. Description: "I'll choose my own, based on the different funds available."

Below the options, there is a disclaimer: "Please note if you are under 18, the online switch is unavailable as parent or guardian consent is required. Please contact AMP on 0800 267 5494." Another note states: "You can only change your investment mix once per business day." A final note refers to the "KiwiSaver Product Disclosure Statement and Fund Update Booklet." The Windows taskbar at the bottom shows the time as 10:36 AM on 4/9/2019.

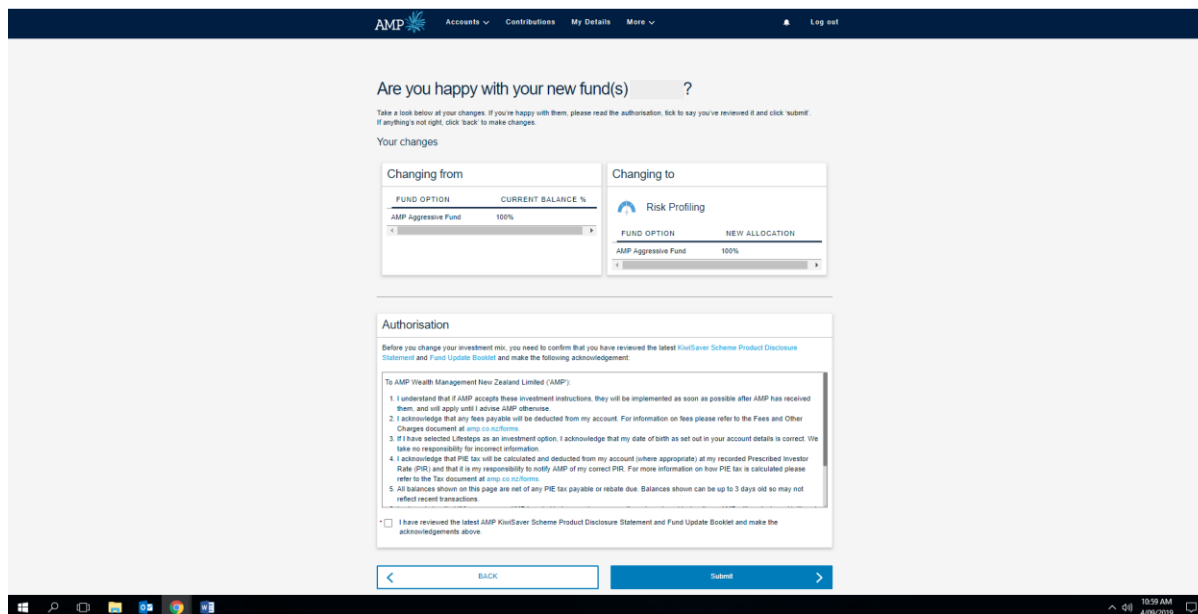
- In all three options you can chose if you want the changes to your investment to go towards your current balance only, your future payments only, or both. To choose: click “Show Other options”



- Select if you want your new investment mix to before your current balance, your future payments, or both. Please note, if you wish to change the current and future funds to two different investment mix's, you need to change them in two separate steps.



8. Check that all the changes are exactly how you want them.
After reading the terms and conditions, click “submit” and the changed will be actioned



Are you happy with your new fund(s) ?

Take a look below at your changes. If you're happy with them, please read the authorisation, tick to say you've reviewed it and click 'submit'. If anything's not right, click 'back' to make changes.

Your changes

Changing from		Changing to	
FUND OPTION	CURRENT BALANCE %		
AMP Aggressive Fund	100%	Risk Profiling	
		FUND OPTION	NEW ALLOCATION
		AMP Aggressive Fund	100%

Authorisation

Before you change your investment mix, you need to confirm that you have reviewed the latest [KiwiSaver Scheme Product Disclosure Statement](#) and [Fund Update Booklet](#) and make the following acknowledgement:

To AMP Wealth Management New Zealand Limited (AMP):

1. I understand that if AMP accepts these investment instructions, they will be implemented as soon as possible after AMP has received them, and will apply until I advise AMP otherwise.
2. I acknowledge that any fees payable will be deducted from my account. For information on fees please refer to the Fees and Other Charges document at amp.co.nz/forms
3. If I have selected Lifesaps as an investment option, I acknowledge that my date of birth as set out in your account details is correct. We take no responsibility for incorrect information.
4. I acknowledge that PIE tax will be calculated and deducted from my account (where appropriate) at my recorded Prescribed Investor Rate (PIR) and that it is my responsibility to notify AMP of my correct PIR. For more information on how PIE tax is calculated please refer to the tax document at amp.co.nz/forms
5. All balances shown on this page are net of any PIE tax payable or rebate due. Balances shown can be up to 3 days old so may not reflect recent transactions.

I have reviewed the latest AMP KiwiSaver Scheme Product Disclosure Statement and Fund Update Booklet and make the acknowledgements above.

BACK Submit

Ph: 04 499 6500

Email: jude@stratusnz.nz

DISCLAIMER:

Please note that these instructions do not constitute as advice. Please contact your adviser if you have any questions or concerns.

Stratus Financial Services Ltd contact details:

Physical Address:

Level 8
114 The Terrace
CBD
Wellington 6011

Postal Address:

PO Box 10337
The Terrace
Wellington 6143

Phone:

04 499 6500

Email:

jude@stratusnz.nz